

Leanalytics™ Business Intelligence

Customizable Data Analytics to Drive Lean Operations

Real-time Analytics to Monitor Your Business at All Levels

Understand your operation line workflows in a whole new way

Today's Data Analytics only scratch the surface of the mountain of data that is collected. FutureDial's *Leanalytics* dashboard service enables you to interact with your transactional data from your line operations in a whole new way, mining the golden metrics from deep within this mountain, in near real-time.

Integrate your various data sources to tell you the complete story

Data points that would otherwise be impossible in segmented systems now become a reality when you merge all that data together. FutureDial's integration services can help you run analytics across all of your lean processing operations delivering insights that you might have otherwise missed. For example, in your time card system you know how many hours a line operator worked; in your WMS system know how many units they produced. When you integrate these two systems with the data collected from FutureDial's Lean One-Touch S3™ software platform, you now know how many units each operator processed per hour excluding time for breaks, periods of time when productivity was low because an employee left early, or when they were on the clock but not producing (e.g., downtime or some distraction).

FEATURES & BENEFITS

Consolidate Reporting:

Single point secure source for data analytics. FutureDial's *Leanalytics* dashboard can integrate with all systems to provide a single collection point for displaying all data.

Information at all Levels:

Establish meaningful metrics for all levels of management, from line level management all the way up to execs. Dashboards are easily tailored for the audience.

Automated Alerts:

Let our proactive & prescriptive analytics flag you when there is an issue in near real time. Targeted analytics pinpoint issues, enabling you to remedy and mitigate impact.

Share Insights:

Enable your business to securely share transaction data to find answers in minutes, not months. Securely use interactive data dashboards across the organization to monitor workflows, solve problems and discover opportunities.

Less Workload:

Say goodbye to manual reporting and email attachments. Live cloud-based dashboards are always updated and available.

Scalable:

Whether you're enabling a report for one site or a dashboard for an entire organization's many locations, it is ready to grow with you, scaling as your business increases.

Virtual Environments:

Access dashboards from any computer or mobile device.

User Authentication and Security:

Easily establish who should have access, and which dashboards should display for specific user.

Leanalytics™ Business Intelligence

Customizable Data Analytics to Drive Lean Operations

Data Management and Reporting

Enter the Post-Modern Era

While common reporting today shows limited information that forces management to constantly search for issues, FutureDial's *Leanalytics* Dashboard performs the searching and immediate notification of issues for management. This liberates managers to focus on solving the problems and improving their operations.

Today's Market : Common reporting today shows history

- Daily/weekly/monthly
- Defects/Issues often occur until identified

Management today must constantly search for issues



FutureDial's *Leanalytics* Dashboard

- FutureDial's near real-time flags report issues immediately to mitigate defects.

FutureDial's automated analytics do the searching so management can focus on improving their operation.

Put Operational Data into Insightful Context

Many data points are needed to provide proper context, and many business models utilize multiple systems which make data collection and collaboration very segmented. FutureDial's *Leanalytics* Dashboard provides a single point, integrated "melting pot" where data from all systems are used to amplify the analytics possible beyond today's manual capability.



LG Promotion Collected
100k G4



Average Logistics =
4 Days



Average Processing Time:
+ 3 Minutes



Additional Processing
Requirement of +20
machines to complete
in 5 days

Leanalytics™ Business Intelligence

Customizable Data Analytics to Drive Lean Operations

Data Analytics

Analytics Empower Improvement

FutureDial’s data analytics highlight and report issues, as well as context around leading factors.

- Data pinpoints opportunities for improvement with accurate measures that anticipate the impact.
- Integration with ERP can provide actual cost impacts of each item.

Top Port Failures						Estimated Cost Impact	
Machine	Port #	Total Volume	iOS Mix	Fall Rate	Group Avg	Excess Handling Cost	Lost Yield Cost
PC-100	1	453	87%	87%	4.1%	\$ 751.07	\$ 112,661.10
PC-101	12	435	87%	63%		\$ 548.10	\$ 82,215.00
PC-102	6	376	87%	39%		\$ 293.28	\$ 43,992.00
PC-103	9	2	99%	18%		\$ 0.72	\$ 108.00
PC-104	3	287	2%	17%		\$ 97.58	\$ 14,637.00

Using Cost to Correct Issue, or Cost of Not Correcting and taking hit on Sales Price.

Turn your Data into Cash

With FutureDial’s new Leanalytics Dashboard powering your data analytics, you will have far more opportunities to control costs and maximize profitability for your operations than ever before:

- Tighter Accountability - Follow inventory trend
- Better Forecasting - Model Specific process time factors
- Efficient - Eliminate manual reporting/distribution activities
- Cost of Quality - Improve quality while mitigating defects
- Improve Yield - Easily identify roadblocks
- Reduce Cost - Easily identify cost factors in process
- Individualized Performance Metrics - See individual opportunities for bettering the workforce

Leanalytics™ Business Intelligence

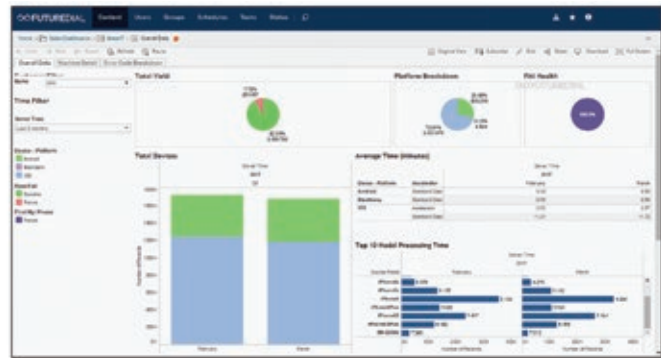
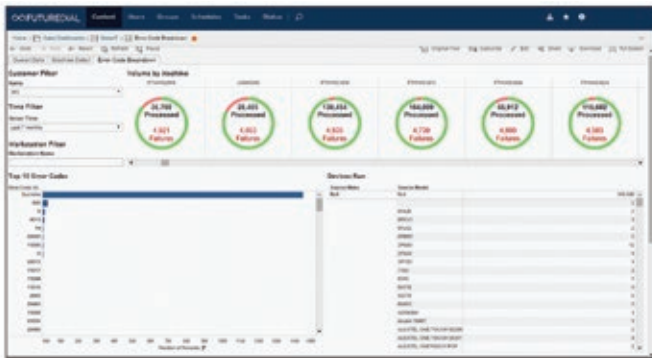
Customizable Data Analytics to Drive Lean Operations

Customizable Dashboards

Data that Speaks:

FutureDial's *Leanalytics* Dashboards are customizable to display exactly the metrics your business model dictates:

- Don't get stuck with off-the-shelf packages that simply don't fit.
- Slice data the way your company is accustomed to viewing.
- All of your key metrics on steroids.
- Define dashboards tailored to specific levels of management.
- Always live, no more email attachments.
- Geographical, real-time data.
- Able to determine goals and trends with Performance Reports.
- Receive Diagnostic Alerts to know what needs attention.
- Reporting on Efficiencies to know if your operation is profitable and if you can increase your margin.

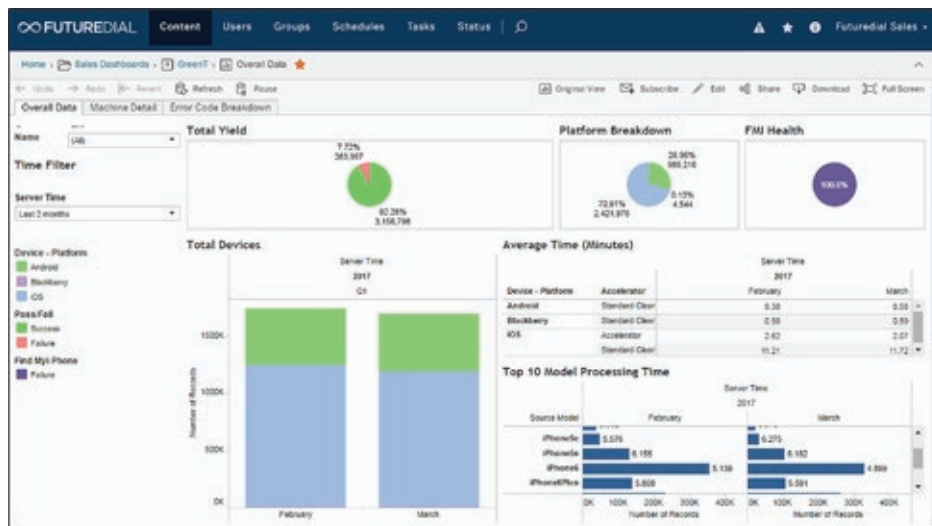


Leanalytics™ Business Intelligence

Customizable Data Analytics to Drive Lean Operations

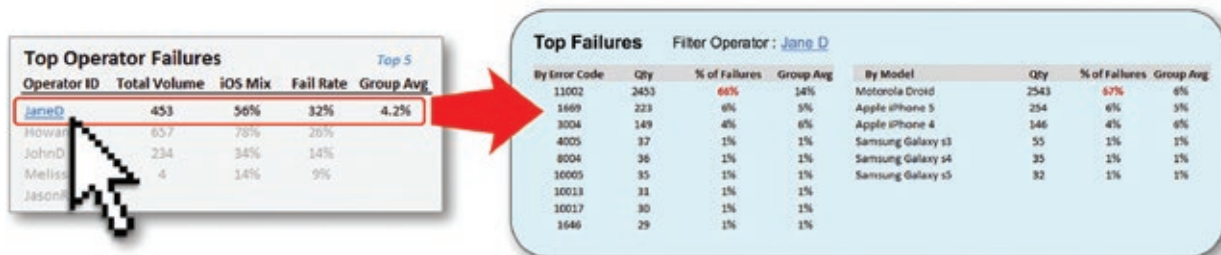
Customizable Dashboards

You can securely use interactive data dashboards to see and understand your own transactional data, solve workflow problems and discover trends and opportunities.



Ability to Drill-Down to See Further Details

Example: Top Operator Failures - Drill down by operator to see the most common errors and which handset models are causing the most errors.



Leanalytics™ Business Intelligence

Customizable Data Analytics to Drive Lean Operations

Something for Everyone

Executive Team

- Easily access high-level metrics at anytime from anywhere.
- Integration into a Mobile App for quick access.



IT Support / Warehouse Management

- Near Real Time Performance Metrics
- Complete Filter and customization capability
 - PC Name
 - Operator Name
 - Model
 - Transaction Time
- Easily alert and identify processing problems
- Web Dashboard for flexible integration



Leanalytics™ Business Intelligence

Customizable Data Analytics to Drive Lean Operations

More Power and More Possibilities

More Power to See the End-to-End Connection of Your Data:

- Collection Statistics
- Sales Statistics
- Pipeline Statistics
- Production Requirements based on model specific data
- Turn Time Statistics
- Shrink Analysis
- What is frozen in the pipe (serialized)
- Limit Alerts for all processing positions
- Calculated Activities outside of systems
- What volume is being (handled) outside of a PC system (such as routers or packaging)



Infinite Possibilities

Data + Math = Infinite possibilities for what we can provide.

- Collection Statistics
- Sales Statistics
- Pipeline Statistics
- Production Requirements based on model specific data
- Turn Time Statistics
- Shrink Analysis
- What is frozen in the pipe (serialized)
- Limit Alerts for all processing positions
- Calculated Activities outside of systems
- What volume is being (handled) outside of a PC system (such as routers or packaging)

Leanalytics™ Business Intelligence

Customizable Data Analytics to Drive Lean Operations

Why use FutureDial's Leanalytics

What FutureDial's Leanalytics Dashboard does:

More Power to See the End-to-End Connection of Your Data:

- **Enables Strong Governance:** Publish and share information so your whole team can have a single secure source of operational data.
- **The Power of Fresh Data:** Connect to live data or refresh local data on a schedule. Get alerts or set up subscriptions so you get your data when you want it.
- **Integrate Your Analytics:** It is easy to integrate data into your business. Customize dashboards leveraging your organization's existing data and integrate with your FutureDial transaction and device data.
- **Scalable to Grow with your Needs:** Whether you're enabling a report for a team or dashboards for an entire organization, it is ready to grow with you. It can scale as your business grows



Technical Specifications

Supported Web Browsers:

- Android Browser (Android 3.2 or later)
- Apple Safari 3.x or later, including Safari on the iPad (iOS 5.1.1 or later)
- Microsoft Edge or Internet Explorer 8 or later
- Mozilla Firefox 3.x or later (not supported on mobile devices)
- Google Chrome, including on Android devices